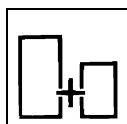
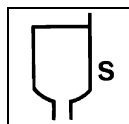






# MC390 - MACROFAN AIRTECH MAX UHS CLEARCOAT

1000 ml +  
1000 mlTime of use at  
20°C and 50% R.H.:  
30 min.13-15" DIN4  
at 20°C

Ø 1,2 mm

N° coats:  
1 + 1Air drying at 20°C 50%  
R.H.:  
Handling: 45 min.  
Polishing: 1,5 hAt 40-50°C:  
10-15 min.

## DESCRIPTION

2K UHS clearcoat (VOC < 350 g/l) formulated with "Air-Tech" technology.

## USE

Clearcoat for two-coat mica, metallic and solid finishes, conceived for all types of repairs in the car body shop; its use is especially recommended as part of the **AIR-Tech Process**.

The fast air drying speed allows significant **energy savings** as well as high levels of **productivity** thanks to a very rapid working process. The very low emission of gas combustion during the drying step along with the low product solvent emission (VOC <350 g/l) ensure a high level of **environment sustainability**.

## CHARACTERISTICS

- Excellent air drying speed
- Important cost reduction in the drying process (low energy consumption)
- High productivity and profitability (also low baking is possible)
- Very good flow and gloss
- Very good film hardness and good surface sliding.
- High execution speed of the repair process; the product can be polished after just over 1 hour
- Low environmental impact, due to very low VOC emissions <350 g/l and no baking

## SUBSTRATE PREPARATION

**Surfaces already painted only with the following matt basecoats:**

- HYDROFAN HE Basecoat activated at 7% with HH981 HYDROFAN BC EASY ACTIVATOR (see relevant TDS)
- BSB HS-HP Basecoat activated at 5% with 00362 HS HARDENER MEDIUM (only for authorised uses by the Directive 2004/42/CE).

**O.E.M. original surfaces** (fade-out area and closure of the painting process): suitably prepare the substrate according to the instructions of the **Painting Process TDS n° CV036** for HY or **CV037** for BSB.

## APPLICATION

By conventional high transfer spray and HVLP.

Mixing ratio:	By volume
MC390 MACROFAN AIRTECH MAX UHS CLEARCOAT	1000 ml
MH390 MACROFAN AIRTECH MAX UHS HARDENER	1000 ml

**DIR 2004/42/CE: Topcoat IIB/d – VOC ready for use 420 g/l**  
**This product ready for use contains at most 350 g/l VOC**

## IMPORTANT

**Wintertime:** Given the low mixture viscosity, it is recommended to store the product at room temperature (18-20°C), in order to keep the vertical hold of the mixture ready for use unaltered.

Spray viscosity at 20°C: 13-15" DIN4  
Ø Air cap: 1.2 mm (recommended)  
Air pressure: as recommended by the producer  
Dry film thickness: 45-60 µ  
Time of use at 20°C and 50% R.H.: 30 min.  
Theoretical coverage: 9,4 m² for 1 kg mixture at 40 µ; 9,6 m² for 1 l mixture at 50 µ

#### APPLICATION MODES

**N° of coats:** 1 + 1 - Apply a first thin and stretched coat, after flash-off apply a second full and uniform coat  
**Flash-off between coats:** 3-10 min. (according to the humidity)  
**Final flash-off:** 5-10 min (according to the humidity and only in case of low baking)

---

#### **DRYING TIME**

**Air drying at 20°C and R.H. 50%**

<i>Dust-free</i>	<i>Handling</i>	<i>Polishing</i>	<i>Through-drying</i>
15 min.	45 min.	1,5 hours	6 hours

High humidity makes the product drying faster.

**Low bake at 40-50°C:** 10-15 min.

**IR lamps:** not recommended

The drying continues for the following 48 hours

---

#### **POLISHING**

Note: before polishing use very fine abrasive papers to remove defects.  
After 1,5 h at 20°C and 50% R.H. it is possible to remove any dirt and polish with abrasive papers and Lechler polish (see technical data sheets for polishing processes N° CL013 and following).  
After 12 h the film achieves a glassy hardness: to make polishing easy it is recommended to perform this operation within 5 hours.

---

#### **OBSERVATIONS**

The product is especially sensitive to humidity, therefore close the cans immediately; after the first opening, the product has a stability of **1 month**: after this time any further use is not recommended.  
The humidity absorption considerably reduces the product's utilisation time and jeopardises the final result; the product is clear in its normal state: should it be opalescent/cloudy (humidity absorption effect), don't use the product.

The painted car must not be exposed to severe conditions in the first days after the painting. Until the film has reached complete cross-linking, strong humidity condensation like dew and frost and contact with aggressive agents like smog, detergents, salt on the roads, must be avoided.

**TECHNICAL DATA SHEET N° 0749-GB**  
**UPDATED 02/2023**

All information contained in this data sheet is the result of carefully controlled tests and is correct to the best of Lechler's knowledge at the time of issue. Since conditions of use are beyond the control of the manufacturer, information contained herein is without warranty, implied or otherwise, and final determination of the suitability of any information or material for the use contemplated and the manner of use is the sole responsibility of the user. FOR PROFESSIONAL USE ONLY.